

ZT416

INODORO BALI

Inodoro de dos piezas.



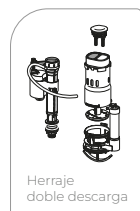
BLANCO



TAPA
ZT416-TP-BL



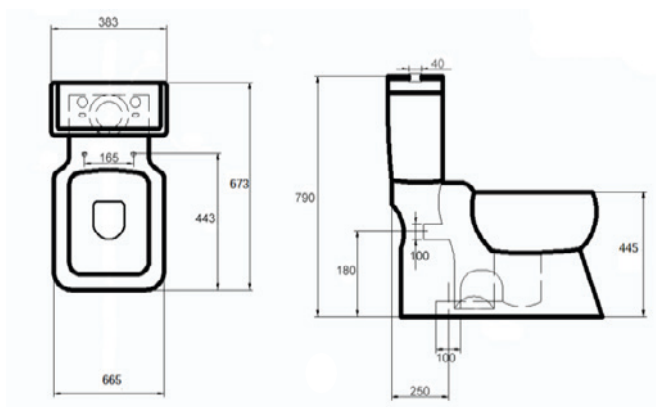
DEPÓSITO
ZT416-DP-BL



INODORO
ZT416-IN-BL



PLANO



ASIENTO

- ▶ Asiento de cierre suave.
- ▶ Peso de tapa: 1,3 kg.
- ▶ Fijaciones rápidas (quick release fixing).
- ▶ Material: polipropileno

EFICIENCIA

- ▶ Inodoro de alta eficiencia HET.
- ▶ Doble descarga.
- ▶ Litros de descarga: 3 - 6.
- ▶ Sifón tornado, jet.

CARACTERÍSTICAS

- ▶ Cuadrado.
- ▶ Esmaltado en todas sus áreas visibles.
- ▶ Espesor mínimo de porcelana: 6mm.
- ▶ Tamaño de válvula de salida: 2".

DIMENSIONES

- ▶ Medidas: alto 790mm / ancho 383mm / largo 673mm.
- ▶ Medida de pared a descarga: 250mm.
- ▶ Tolerancia: 200mm +/- 5% y 200mm +/- 3%.
- ▶ Altura tasa - piso: 445mm.

CARACTERÍSTICAS TÉCNICAS



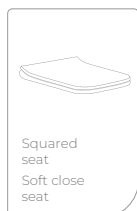
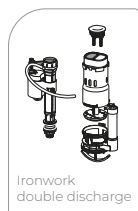

ZT416

TOILET
BALI

Two pieces toilet.



WHITE

TAPA
ZT416-TP-BLDEPÓSITO
ZT416-DP-BLINODORO
ZT416-IN-BL

SEAT

- ▶ Soft close seat.
- ▶ Cover weight: 1,3 kg
- ▶ Quick release fixing.
- ▶ Material: polypropylene

EFFICIENCY

- ▶ HET high efficiency toilet..
- ▶ Dual flush.
- ▶ Flush liters: 3 - 6.
- ▶ Jet siphon.

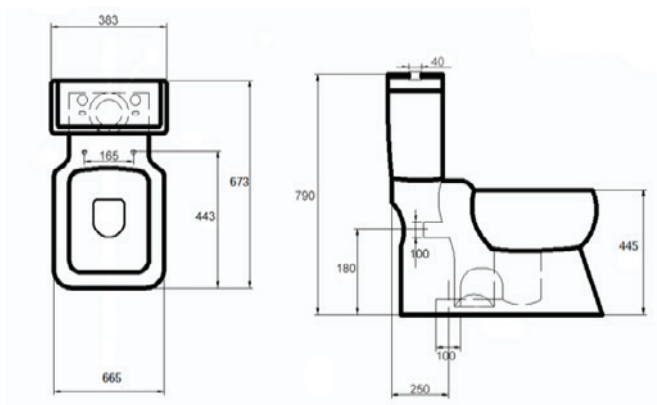
CHARACTERISTICS

- ▶ Squared.
- ▶ Enamelled in all visible areas.
- ▶ Minimum porcelain thickness: 6mm.
- ▶ Outlet valve size: 2".


DIMENSIONS

- ▶ Measures: high 790mm / width 383mm / lengthy 673mm.
- ▶ Wall to discharge measurement: 250mm/12".
- ▶ Tolerance: 200mm +/- 5% y 200mm +/- 3%.
- ▶ Height - floor rate: 445mm.

DIAGRAM



TECHNICAL CHARACTERISTICS

GRUPO
FVBernardo de Irigoyen 1053 - B1604AFC
Florida - Pcia. de Buenos Aires - Argentina
www.grupofv.comwww.fv-internacional.com
E-mail: contacto@grupofv.com
f fv.internacional fv.internacionalALLWAYS USE
ORIGINAL
FV SPARE
PARTS